

# ENTRE LUCES

Guía didáctica



**ACTIVIDADES Y TALLERES DIDÁCTICOS. MUSEOS MUNICIPALES DE  
ZARAGOZA**

MUSEO PABLO GARGALLO

# Índice

¿Qué es un museo?

¿Qué es una escultura?

¿Quién fue Pablo Gargallo?

¿Qué es Entre Luces?

Los dibujos de Gargallo

Las esculturas en chapa

Glosario

Talleres

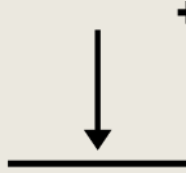
# BLOQUE 1: ¿QUÉ ES UN MUSEO?



LOS



MUSEOS



SON



LUGARES



QUE



GUARDAN



OBRAS DE ARTE



LAS



PINTURAS



ESCULTURAS



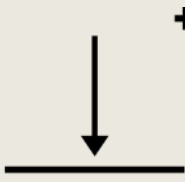
DIBUJOS



Y



FOTOGRAFÍAS



SON



OBRAS DE ARTE



LOS



MUSEOS



PROTEGEN



Y




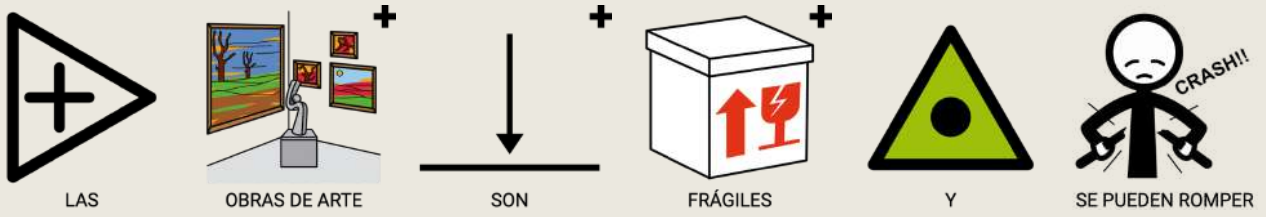

ESTUDIAN



LAS



OBRAS DE ARTE




# Ficha de trabajo 1:



RODEA



LA



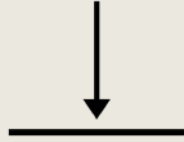
OPCIÓN



CORRECTA



CUÁL



ES



EL



MUSEO



PABLO GARGALLO



QUÉ




ESTÁ PROHIBIDO



HACER



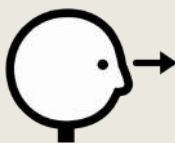
EN



LOS



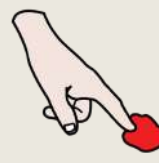
MUSEOS



MIRAR



ESCUCHAR



TOCAR



ANDAR

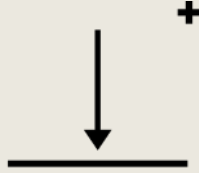
# BLOQUE 2: ¿QUÉ ES UNA ESCULTURA?



LAS



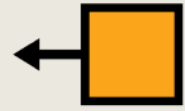
ESCULTURAS



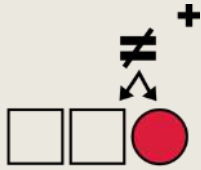
SON



FIGURAS



DE



DIFERENTES



MATERIALES




LAS



ESCULTURAS



EXPRESAN



SENTIMIENTOS



O



IDEAS



LOS



ESCULTORES



TRABAJAN



HACIENDO



ESCULTURAS



LAS



ESCULTURAS



SE HACEN



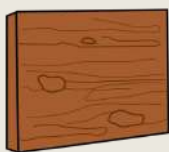
CON



MATERIALES



COMO



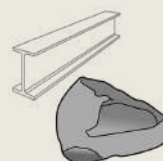
MADERA



BARRO



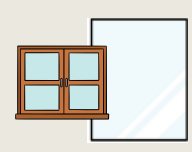
PIEDRA



METAL



O



VIDRIO



ESCUPTURA  
MADERA



ESCUPTURA  
BARRO



ESCUPTURA  
PIEDRA



ESCUPTURA  
METAL



ESCUPTURA  
VIDRIO



LAS

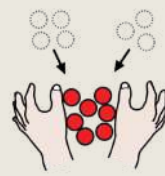


ESCUPTURAS

+



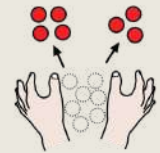
SE HACEN



JUNTANDO



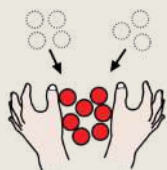
O



SEPARANDO



MATERIALES

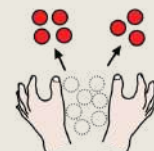


JUNTANDO



MATERIALES

+



SEPARANDO

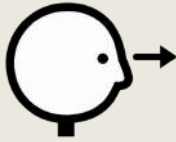


MATERIALES


+



CUANDO



MIRAMOS



UNA




ESCULTURA REALISTA



SABEMOS



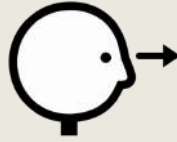
NOMBRAR



LO



QUE




VEMOS



LAS



ESCULTURAS REALISTAS



COPIAN



LAS



PERSONAS



OBJETOS



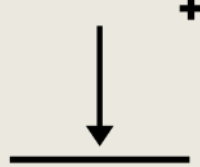
O



ANIMALES



COMO



SON







LAS




ESCULTURAS VANGUARDISTAS

+



NO



COPIAN



LAS



PERSONAS



OBJETOS



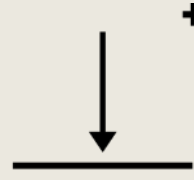
O



ANIMALES



COMO



SON

+



LAS



ESCULTURAS VANGUARDISTAS

+



PUEDEN TENER

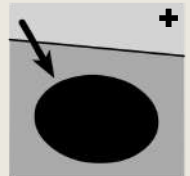


FORMAS GEOMÉTRICAS

+



Y



AGUJEROS

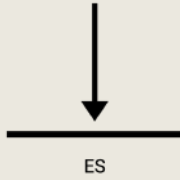
+




# Ficha de trabajo 2:



QUÉ



ES



UNA



ESCULTURA



---

---



QUIÉN



HACE



ESCULTURAS



---

---



RODEA



LA



OPCIÓN



CORRECTA



QUÉ



SENTIMIENTOS



EXPRESA



LA



ESCULTURA

?



CONTENTO



ABURRIDO



EMOCIONADO



DESANIMADO



TRISTE



QUÉ



ESCULTURA



ESTÁ



HECHA



EN



METAL





QUÉ



ESCULTURA



ESTÁ



HECHA



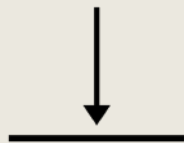
EN




BARRO



CUÁL



ES



UNA




ESCULTURA REALISTA



# BLOQUE 3: ¿QUIÉN FUE PABLO GARGALLO?







PABLO GARGALLO FUE UN ESCULTOR




















PABLO GARGALLO NACIÓ EN MAELLA EN 1881









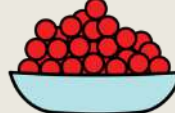






PABLO GARGALLO ESTUDIÓ ESCULTURA EN BARCELONA

PABLO GARGALLO SE FUE A VIVIR A

PARÍS Y CONOCIÓ A MUCHOS ARTISTAS










PABLO GARGALLO SE CASÓ CON MAGALÍ




PABLO GARGALLO




TUVO



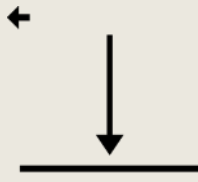
UNA



HIJA



ELLA



ERA



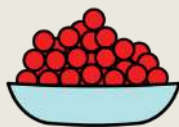
PIERRETTE



PABLO GARGALLO



HIZO



MUCHAS



ESULTURAS REALISTAS

+



Y



+

ESULTURAS VANGUARDISTAS



LA



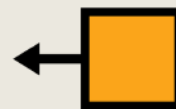
ESULTURA



MÁS



IMPORTANTE



DE




PABLO GARGALLO



ES



GRAN PROFETA




UN



PROFETA



ES



UNA



PERSONA



QUE



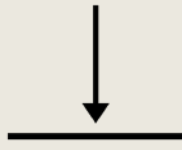
CUENTA HISTORIAS




RELIGIOSAS



GRAN PROFETA



ES



UNA



ESCULTURA VANGUARDISTA



GRAN PROFETA




ESTÁ



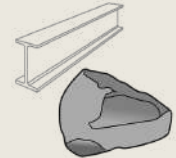
HECHO



EN



UN



METAL



LLAMADO



BRONCE




# Ficha de trabajo 3:



RODEA



LA



OPCIÓN



CORRECTA



¿DÓNDE?



NACIÓ



PABLO GARGALLO



BARCELONA



MAELLA



PARÍS



¿DÓNDE?



ESTUDIÓ



ESCULTURA



PABLO GARGALLO



BARCELONA

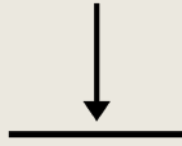


MAELLA





QUIÉN



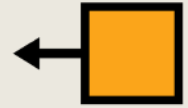
ES



LA



MUJER



DE



PABLO GARGALLO



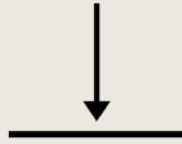
MAGALÍ



PIERRETTE



CUÁL



ES



LA



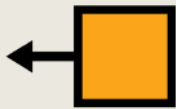
ESCULTURA



MÁS



IMPORTANTE





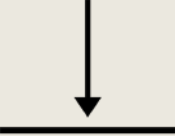


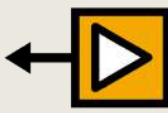


DE







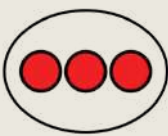


PABLO GARGALLO












# BLOQUE 4: ¿QUÉ ES ENTRE LUCES?

					
LA	SALA ENTRE LUCES	ES	UN	ESPACIO	DEL
					
MUSEO	PABLO GARGALLO				

					
EN	LA	SALA ENTRE LUCES	HAY	ESCULTURAS	Y
					
JUEGOS					

					
EN	LA	SALA ENTRE LUCES	TODO	SE PUEDE	TOCAR

					
LAS	ESCULTURAS	DE	LA	SALA ENTRE LUCES	NO
					
LAS	HA HECHO	PABLO GARGALLO			

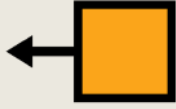


LAS



ESCULTURAS

+



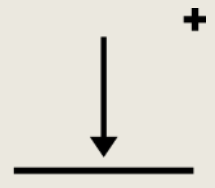
DE



LA




SALA ENTRE LUCES



SON

+



COPIAS

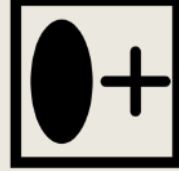
+



QUE



HAN HECHO



UNOS



ESTUDIANTES

+



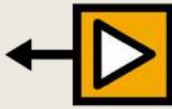
DEL



CENTRO SAN VALERO



ESTUDIANTES



DEL



CENTRO SAN VALERO

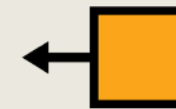


LAS



ESCULTURAS

+



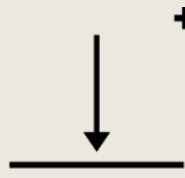
DE



LA



SALA ENTRE LUCES



SON

+



MENOS



FRÁGILES

+



QUE



LAS



OTRAS



ESCULTURAS

+


# Ficha de trabajo 4:



RODEA



LA



OPCIÓN



CORRECTA




¿DÓNDE?



ESTÁN



LAS



COPIAS




QUIÉN



HA HECHO

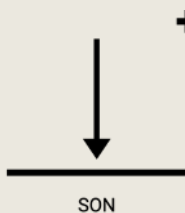


LAS



COPIAS





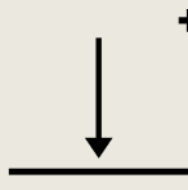
# BLOQUE 5: LOS DIBUJOS DE GARGALLO



LOS



DIBUJOS



SON



FORMAS



QUE



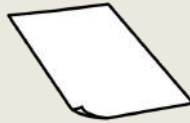
SE PUEDEN



HACER



SOBRE



PAPEL



CON



LÁPIZ



Y



COLORES



LOS



DIBUJOS



EXPRESAN



SENTIMIENTOS



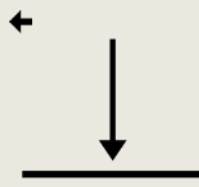
O




IDEAS



PABLO GARGALLO



FUE



UN



MUY BUEN



DIBUJANTE



EL



MUSEO PABLO GARGALLO



GUARDA



DIBUJOS



DE



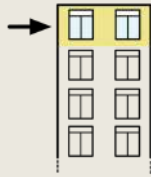
PABLO GARGALLO



EN



EL



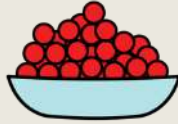
ÚLTIMO PISO



PABLO GARGALLO



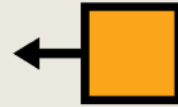
HIZO



MUCHOS



RETRATOS



DE




SUS



AMIGOS




Y



MUCHOS



AUTORRETRATOS




UN



RETRATO



ES




UN



DIBUJO



DE



UNA



PERSONA




UN



AUTORRETRATO



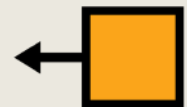
ES



UN



DIBUJO



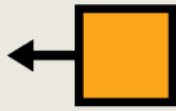
DE



UNO MISMO




ANTES



DE



HACER



UNA



ESCULTURA



LOS



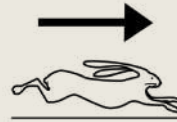
ESCULTORES



LA



DIBUJAN



RÁPIDO



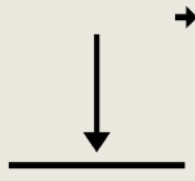
PARA



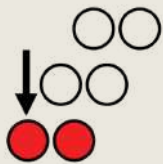
DECIDIR



CÓMO



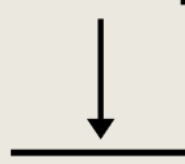
SERÁ



ESTOS



DIBUJOS



SON



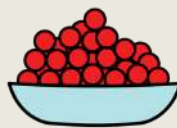
BOCETOS



PABLO GARGALLO



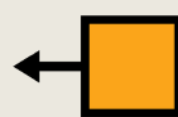
HIZO



MUCHOS



BOCETOS



DE



SUS



ESCULTURAS






# Ficha de trabajo 5:



RODEA



LA



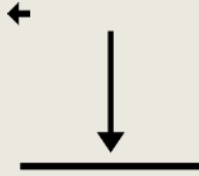
OPCIÓN




CORRECTA



PABLO GARGALLO



FUE



UN



MUY BUEN




CARPINTERO



PINTOR



DIBUJANTE




UN



DIBUJO



DE




UNA



PERSONA



ES



UN



RETRATO



AUTORRETRATO



UN



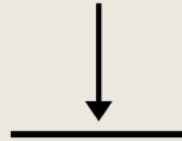
DIBUJO




DE



UNO MISMO



ES




UN



RETRATO



AUTORRETRATO




UN



BOCETO



ES



UN



DIBUJO



RÁPIDO



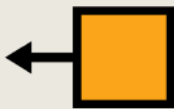
DIBUJO



LENTO




ANTES



DE



HACER



UNA



ESCULTURA



SE DIBUJA




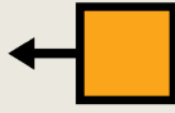





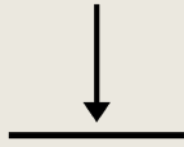


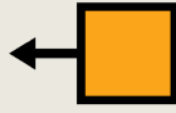
AUTORRETRATO






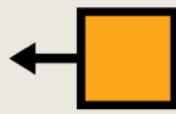



BOCETO


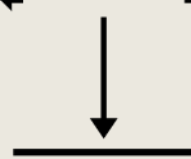



# BLOQUE 6: LAS ESCULTURAS EN CHAPA




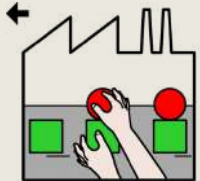

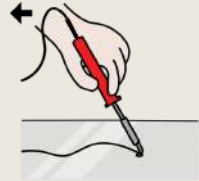





  
 PABLO GARGALLO    HIZO    ESCULTURAS    DE    CHAPA




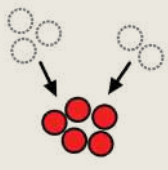






  
 UNA    CHAPA    ES    UNA    HOJA    DE


  
 METAL







  
 LAS    ESCULTURAS    DE    CHAPA    QUE    HACÍA






  
 PABLO GARGALLO    ERAN    IGUAL    QUE    PUZZLES







  
 PABLO GARGALLO    DIBUJABA    SERRABA    MONTABA    Y    SOLDABA





  
 LAS    PIEZAS    PARA    JUNTARLAS



SOLDAR



ES



PEGAR



METAL



CON



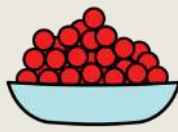
CALOR



PABLO GARGALLO



SE CANSABA



MUCHO



CUANDO



TENÍA




QUE



SERRAR



LAS



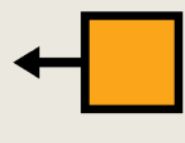
PIEZAS



MÁS



GRANDES



DE



SUS



ESCULTURAS



SI



PABLO GARGALLO



HACÍA



MAL



LA



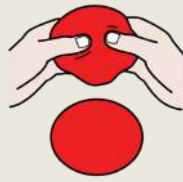
PIEZA



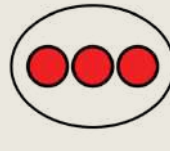
TENÍA



QUE



REPETIR



TODO




EL



TRABAJO



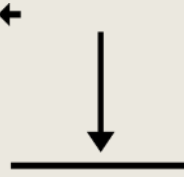
PABLO GARGALLO



PENSÓ



QUE



ERA



MÁS



FÁCIL



HACER



PRIMERO



LA



ESCULTURA



EN



CARTÓN



CUANDO



LA



ESCULTURA



EN




CARTÓN



LE GUSTABA



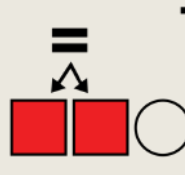
PABLO GARGALLO



COPIABA



LAS




MISMAS



PIEZAS



EN



CHAPA



Y



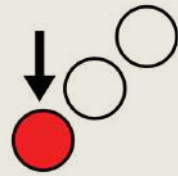
LAS



SOLDABA



CON



ESTE



TRABAJO



PABLO GARGALLO



TENÍA




QUE



SERRAR



MENOS



PIEZAS



Y



HACÍA



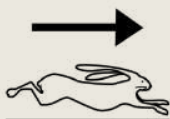
LAS



ESCULTURAS




MÁS



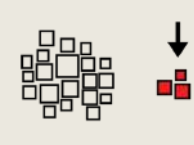
RÁPIDO



Y



SE CANSABA



MENOS


# Ficha de trabajo 6:



RODEA



LA



OPCIÓN



CORRECTA



QUÉ



USABA



PRIMERO



PABLO GARGALLO



PARA




HACER



SUS



ESULTURAS




CHAPA



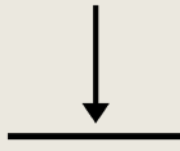
CARTÓN




UNA




CHAPA



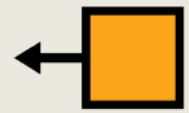
ES



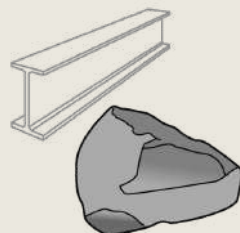
UNA



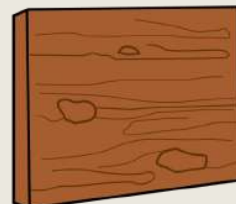
HOJA



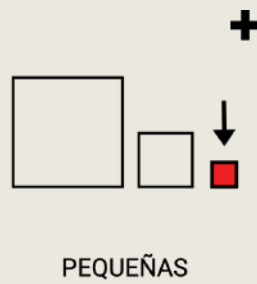
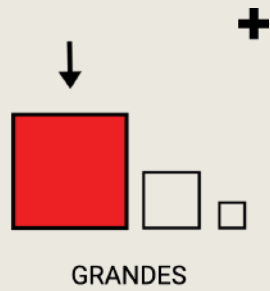
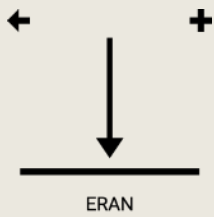

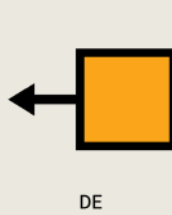
DE



METAL



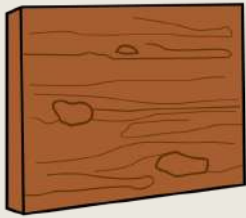
MADERA



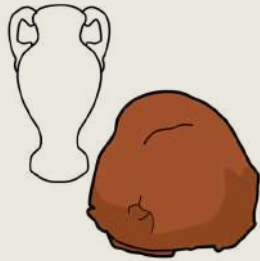
# Glosario



# GLOSARIO 1: MATERIALES ESCULTÓRICOS



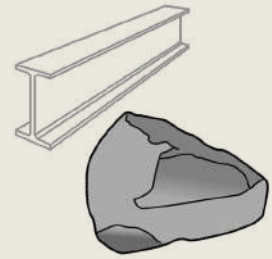
MADERA



BARRO



PIEDRA



HIERRO



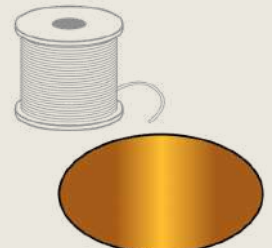
CARTÓN




BRONCE



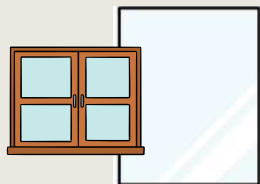
CERÁMICA PINTADA



COBRE



CORCHO




VIDRIO



PLATA




MÁRMOL



ACERO INOXIDABLE



ESCAYOLA



HORMIGÓN



ALABASTRO



FIBRA DE VIDRIO



ACERO CORTÉN

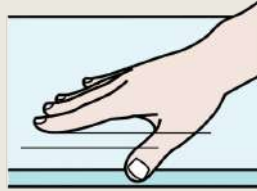
# GLOSARIO 2: SENSACIONES



FRÍO



CALOR



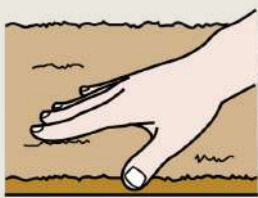
LISO



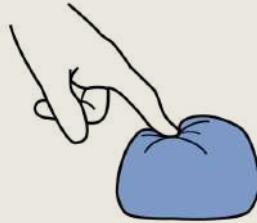
RUGOSO



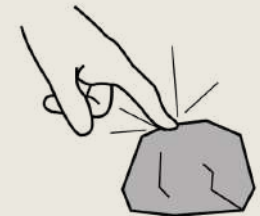
SUAVE



ÁSPERO



BLANDO



DURO



PUNZANTE

# GLOSARIO 3: SENTIMIENTOS



CONTENTO



TRISTE



SORPRENDIDO



CANSADO



ENFADADO



ABURRIDO



ASUSTADO



ALEGRE



DIVERTIDO



NERVIOSO



EMOCIONADO




SATURADO



PREOCUPADO



TRANQUILO



ANSIOSO



DESANIMADO



CONFUSO



FURIOSO



SERIO



TÍMIDO





# GLOSARIO 4: ESCULTURAS QUE SE TRABAJARÁN DURANTE LA VISITA





PEQUEÑA      BAILARINA      ESPAÑOLA



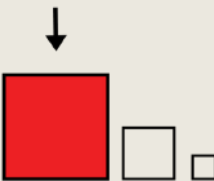

MUCHACHO      EN      LA      PLAYA








GALLO



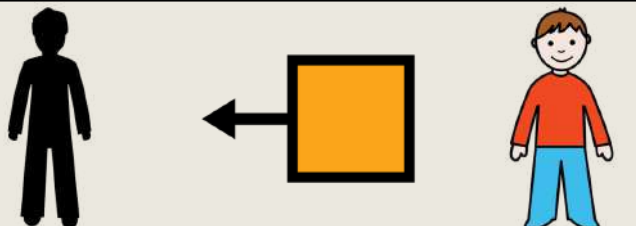
GRAN      BAILARINA



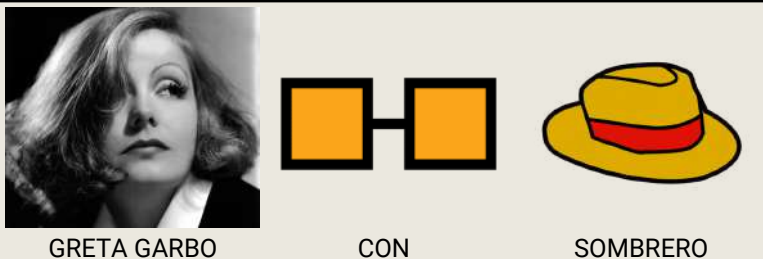




MÁSCARA      DE      PICADOR

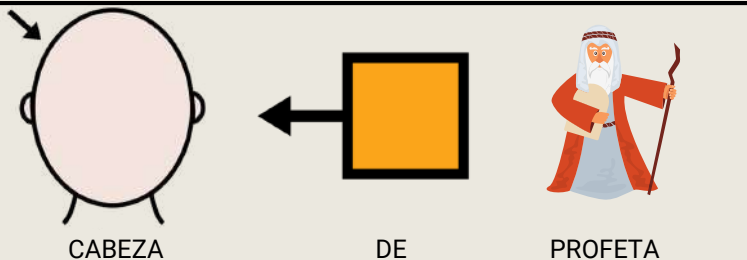





SILUETA DE MUCHACHO

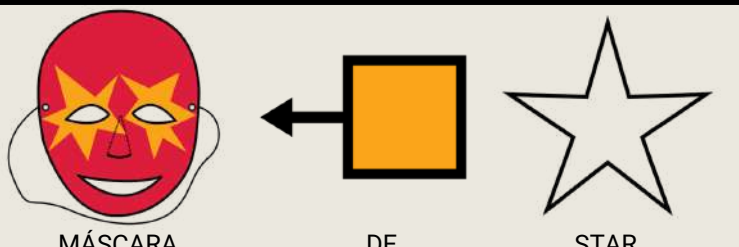
GRETA GARBO CON SOMBRERO

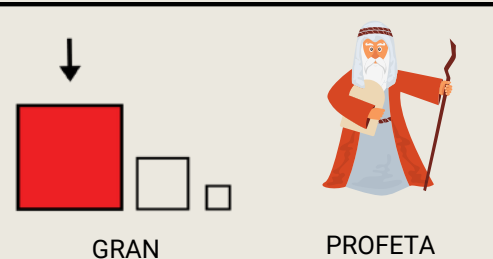
CABEZA DE PROFETA

BUEY

MÁSCARA DE STAR

GRAN PROFETA




**Talleres**

# TALLER 1: LA ESCULTURA



HAZ



UNA




ESCULTURA

1

UNO



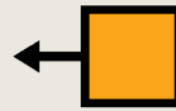
ELIGE



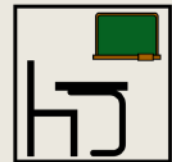
UN



OBJETO



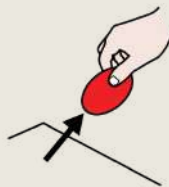
DE



CLASE

2

DOS



COGE



PLASTILINA

3

TRES



MOLDEA CON LAS MANOS




LA



PLASTILINA



PARA



COPIAR



EL



OBJETO

4

CUATRO



CUENTA



TU



ESCULTURA




EN



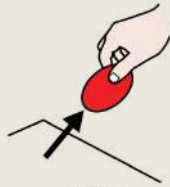
CLASE

# TALLER 2: EL AUTORRETRATO



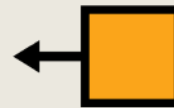

1

UNO



2

DOS



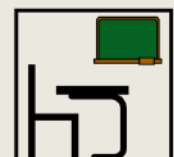
3

TRES



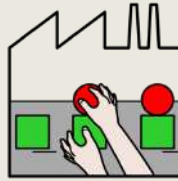
4

CUATRO





# TALLER 3: CARTONES



FABRICA



TÚ




BAILARINA

1

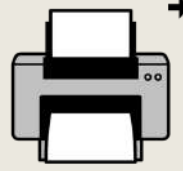
UNO



EL



PROFESOR



IMPRIMIRÁ



LA



IMAGEN

2

DOS



PINTA



LAS



PIEZAS

3

TRES



PEGA




LA



IMAGEN



SOBRE



UNA



CARTULINA

4


CUATRO



RECORTA



LAS



PIEZAS

5

CINCO



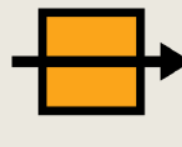
PEGA



LAS



PIEZAS



POR



LOS

7 6  
8 2 3  
4 1

NÚMEROS

PABLO GARGALLO. Gran bailarina, 1929

